

Tinytag Splash 2 (-30 to +105 °C)

TG-4105

Issue 6
16th October 2015
E&OE

Waterproof, with a temperature rating of 105°C, this unit is suitable for use in a number of applications such as industrial dishwashers.

The unit has a high visibility yellow case and an external probe which gives it a fast response time.

The unit can be returned to base for repair, calibration and battery replacement.

Data is downloaded to the computer via a USB or serial download pad. This 'wireless connection' eliminates the need for sockets with waterproof caps which can easily be lost or forgotten.


Popular Applications

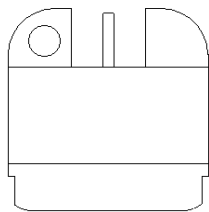
- Dish Washers
- Food processing
- Pasteurisation



Features

- Submersible temperature recorder
- Waterproof to 15m
- 32,000 reading capacity
- User-programmable logging interval
- 2 user-programmable alarms
- Delayed and trigger start options
- 3 stop options
- Low battery warning





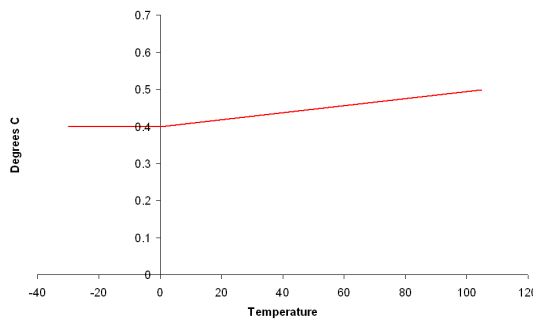
Features

Total Reading Capacity	32,000 readings
Memory type	Non Volatile
Trigger Start	Magnetic Switch
Delayed Start	Relative / Absolute (up to 45 days)
Stop Options	When full After n Readings Never (overwrite oldest data)
Reading Types	Actual, Min, Max
Logging Interval	1 sec to 10 days
Offload	While stopped or when logging in minutes mode
Alarms	2 fully programmable; latching

Reading Specification

Reading Range	-30 °C to +105 °C (-22 °F to +221 °F)
Sensor Type	PT1000 (Integral Probe)
Response Time	10 seconds to 90% FSD in water
Reading Resolution	0.01 °C or better

Reading Accuracy



Physical Specification

IP Rating	IP68 (waterproof) to 15m
Operational Range*	-30 °C to +105 °C (-22 °F to +221 °F)
Case Dimensions	
Diameter	51mm / 2.01"
Height	51mm / 2.01"
Weight	95g / 3.35oz

*The Operational Range indicates the physical limits to which the unit can be exposed, these limits should not be exceeded.

Calibration

This unit is configured to meet Gemini's quoted specification during its manufacture.

We recommend that the calibration of this unit should be checked annually against a calibrated reference meter.

A certificate of calibration, traceable to a national standard, can be supplied for an additional charge either at the point of purchase, or if the unit is returned for a service calibration.

Notes

This logger contains no user-serviceable parts and should not be opened.

Battery Replacement Interval Annually*

*If deployed for long periods, the logger's battery should be replaced annually to prevent the loss of data during a recording run. If the logger is being used frequently, the battery should be changed when prompted by a low battery warning from the Tinytag Explorer software.

The battery in this unit can only be replaced by Gemini Data Loggers (UK) Ltd. or an authorised representative. Please see www.tinytag.info/support for further information.

The position of the unit's trigger start switch is indicated by the . . . marking on its base. The switch itself is positioned on the side of the unit, just above the base-lid join, on the edge indicated. When a magnet is held in the correct location, the status LED will light until the magnet is removed.

LED Flash Patterns

When logging, a status LED is visible through the base of the unit. The flash patterns of this indicator are as follows:

Status LED Flash Pattern	Indication
1 flash every 4 seconds	Logging
1 flash every 8 seconds	Waiting to Log (trigger or delayed start set)
A double flash every 4 seconds	Alarm limit breached

Approvals

Gemini Data Loggers (UK) Ltd. operates a Business Management System which conforms to ISO 9001 and ISO 14001.



Required and Related Products

To use this data logger you will require a copy of the following software:

SWCD-0040: Tinytag Explorer software

and an ACS-3030: USB Inductive Pad

Battery Replacement

This logger can only be serviced by Gemini Data Loggers (UK) Ltd. or an authorised representative.

Paperwork sent with data loggers that are returned for a replacement battery should quote the service code: SER-SPL2.

For more information on returning data loggers, please see:

www.tinytag.info/support